


OBJECTIVE:



One enzyme

catalytic action

MATERIALS:

Bechers

Pipette

Container

Test tube



REAGENTS:

Hot water
Brewer's yeast
Saccharose
Fehling's reactive
(A and B)



PROCEDURE:


1

**We put in
two bechers
some water
and
some
saccharose**




2

With a pipette we took some drops of Fehling's reactive (A and B) and we poured them in two bechers...



3

... then we mixed them



4

**In one becher we put some brewer's yeast
and we put them in a container with hot water
for five minutes...**





**...after five
minutes
we removed
them.**



OBSERVATIONS:

SOLUTIONS	INITIAL COLOUR	FINAL COLOUR
SACCHAROSE + BREWER'S YEAST	BLUE	RED
SACCHAROSE	BLUE	BLUE



CONCLUSIONS:

By final results we understand that the brewer's yeast can divide the saccharose which is a disaccharide in its components.

We also know that in them there is the glucose. Infact, the solution which contains the brewer's yeast becomes red, the same colour we got for the reaction of glucose with the Fehling's reactive in the previous experiment.

So the solution which contains only saccharose can act as a control.